

SE-A200J



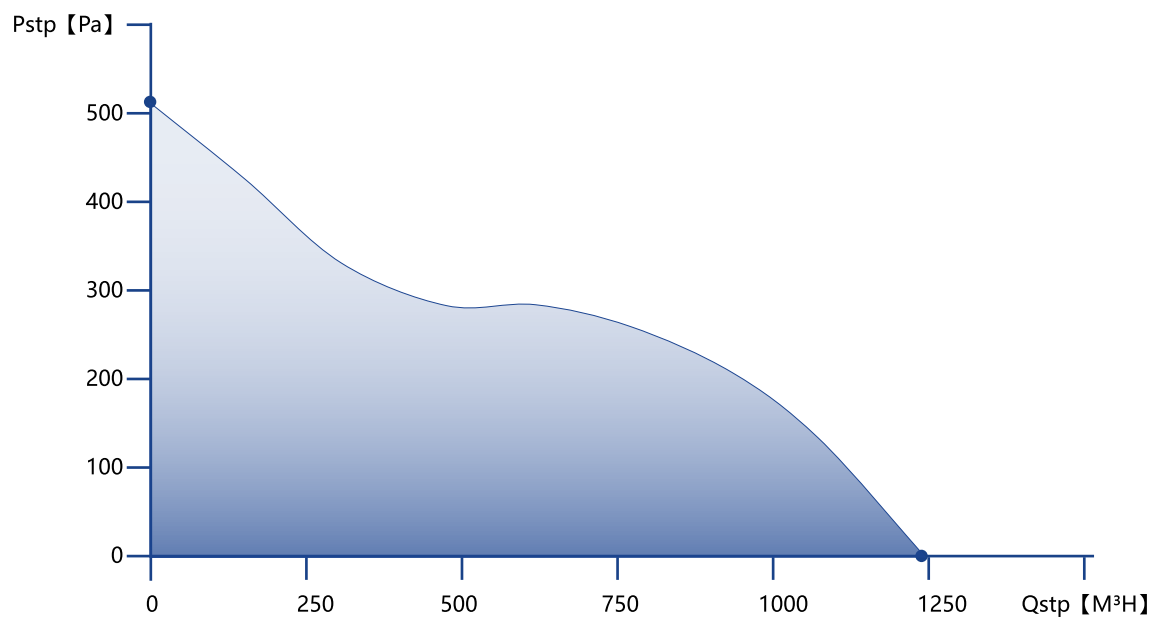
- Rotatable spring Anti-Vibration design
- Metal painted Leak-Free acoustic housing
- Hanging brackets ensure more safety and no swing after installation
- High density acoustic foam
- Certified: CE,UKCA,ETL,SAA,PSE,G-mark

GENERAL DATA

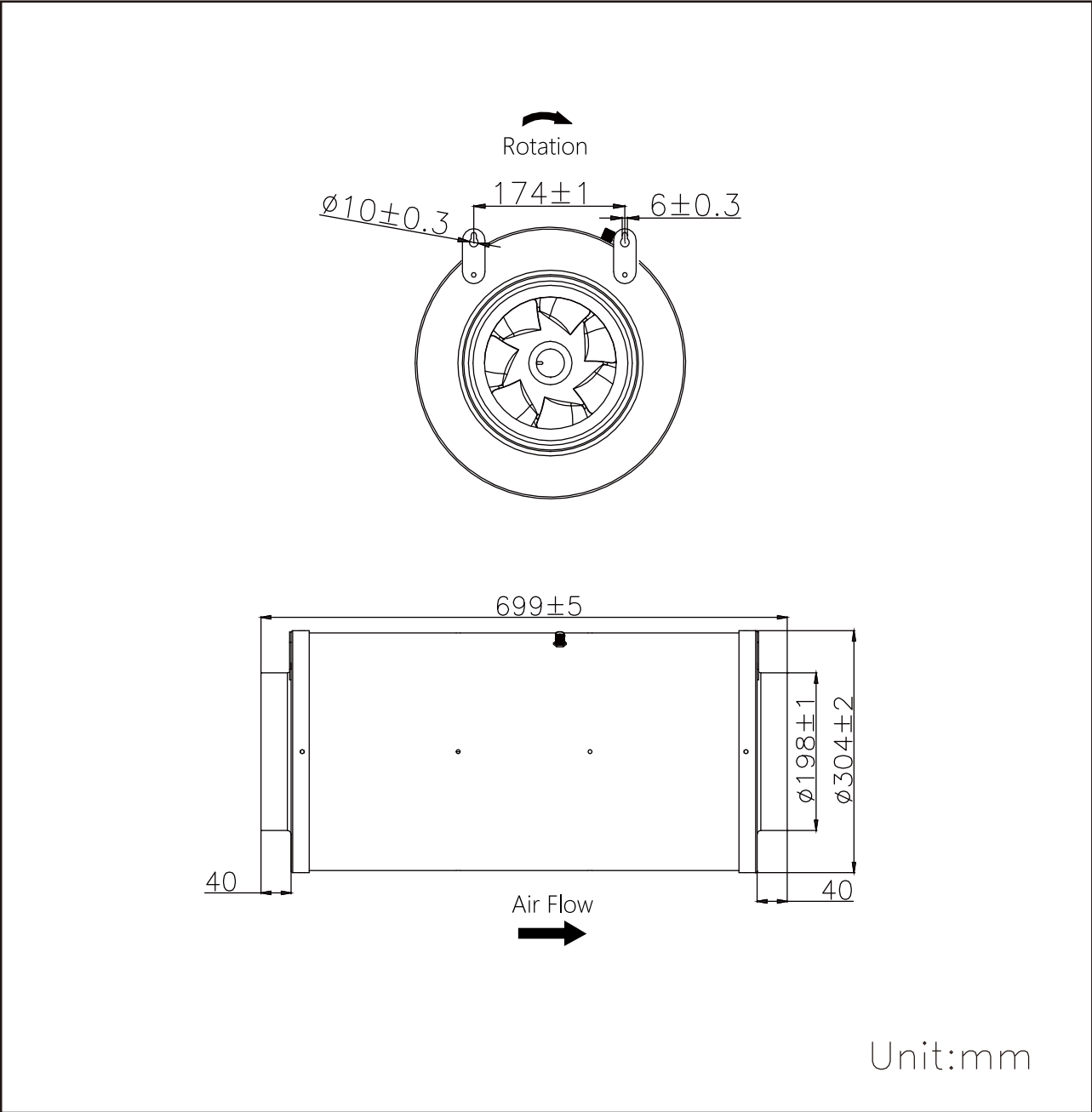
Model	SE-A200J
Fan Size	8inch/200mm
Net Weight	7.5KG
Rated Voltage	110~120VAC/220~240VAC
Max. Power C	75W
Frequency	50/60Hz
Max. Speed	3800RPM
Max. Airflow	710CFM/1205M ³ H
Max. Static P	53mmH ² O/520Pa
Max.Noise L	51dBA
IP Rating	IPX4
Housing	Painted Metal
Motor Type	EC Motor

PQ Curve

Name	Value	Unit
Volume flow	1205	M ³ /H
Pressure	520	Pa

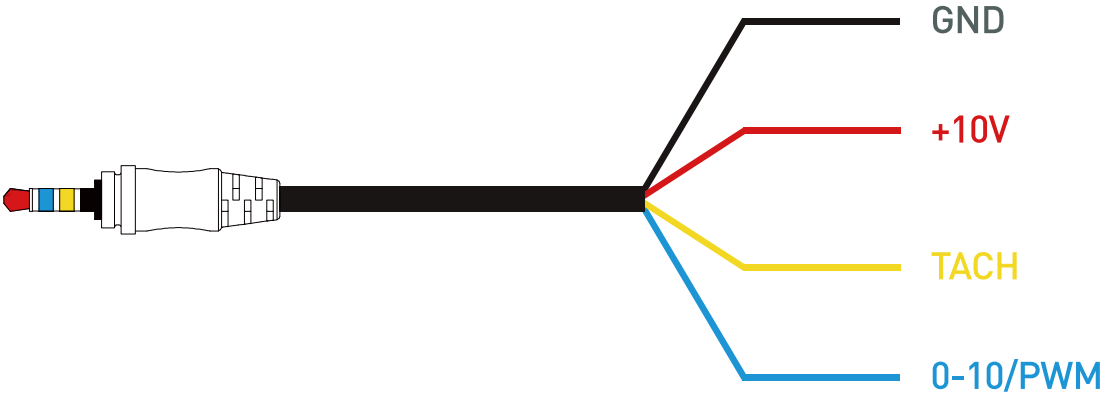


DIMENSION DRAWING

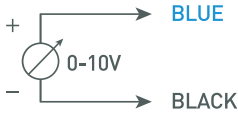


DIY 4-PINS CONTROL

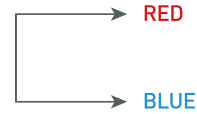
EC fan with Multiple Speed Control Signals is packed with a DIY 4 pins connection cable, please refer to the diagram below.



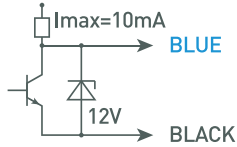
Speed Control via 0-10V



Max.Speed



Speed Control via PWM



Speed Control via POT



ACCESSORIES

■ Smart EC fan controller pro



■ Temperature controller



■ Wall mounted controller



■ Wireless remote with receiver



■ Wall mounted controller (US)



■ Varibale speed controller



■ Extension Control cable



■ DIY Speed Control Cable



■ 3 Pins Controller Adaptor




■ RJ45 Controller Adaptor



HANG INSTALLATION

1. Mark the screw position on the wall



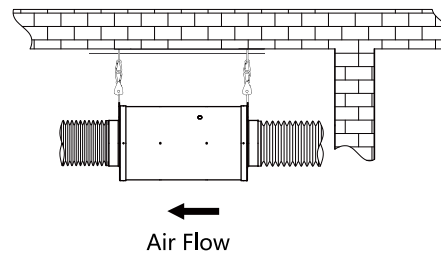
2. Punch holes in the wall



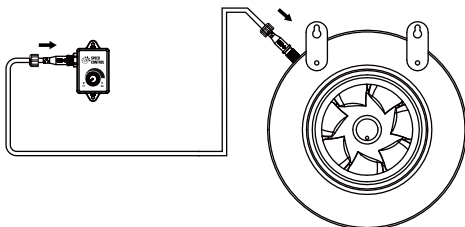
3. Tighten the hook



4. Hook the lug on the fan



5. Connect the speed control to the fan and make sure the connection is in place and fastened



6. Power up the fan

