

SE-A150Z



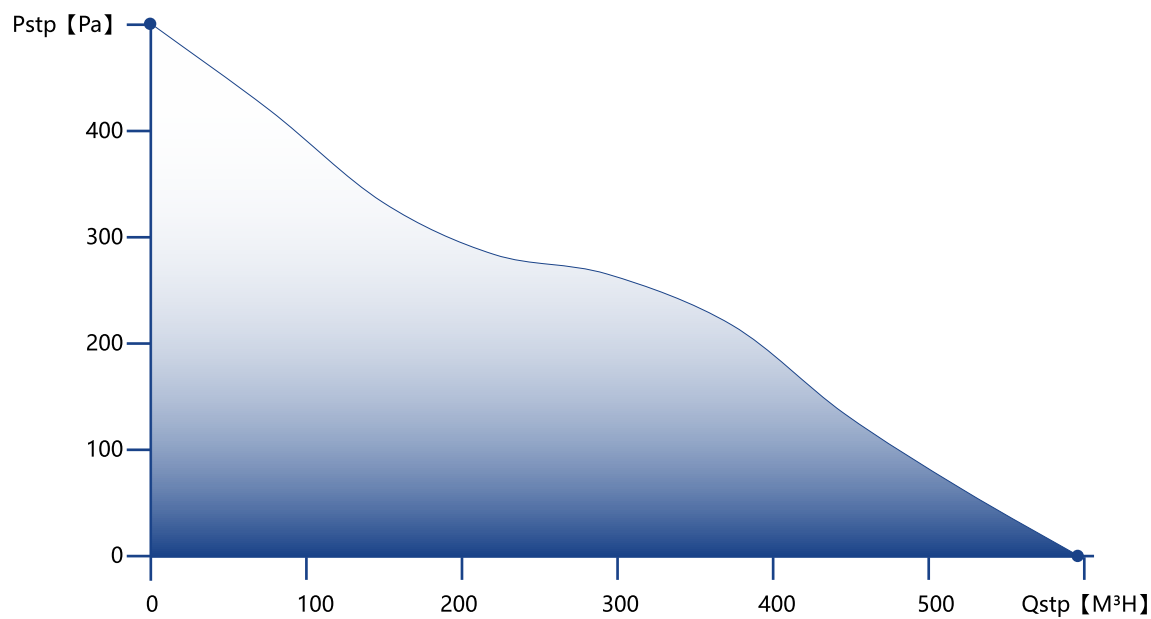
- Innovative, high efficient mixed flow fan
- Jet-engine design, precisely calibrated, aerodynamics refined through CFD optimization
- Eco-watt technology, 3-phase, 6-pole brushless motor
- Certified: CE,UKCA,ETL,SAA,PSE,G-mark

GENERAL DATA

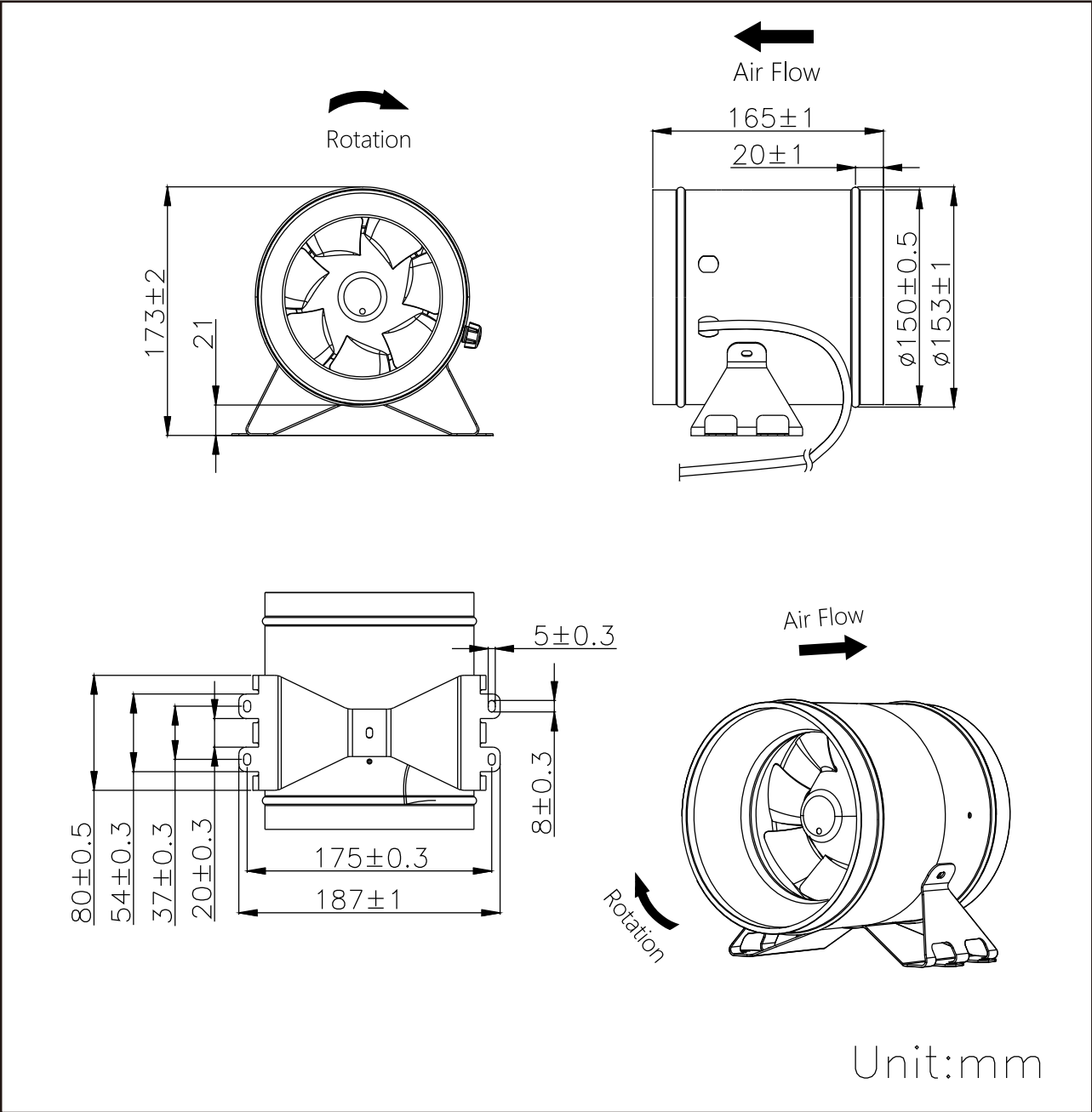
Model	SE-A150Z
Fan Size	6inch/150mm
Net Weight	1.6KG
Rated Voltage	110~120VAC/220~240VAC
Max. Power C	40W
Frequency	50/60Hz
Max. Speed	5000RPM
Max. Airflow	350CFM/594M ³ H
Max. Static P	51mmH ² O/500Pa
Max.Noise L	60dBA
IP Rating	IPX4
Housing	Painted Metal
Motor Type	EC Motor

PQ Curve

Name	Value	Unit
Volume flow	594	M ³ /H
Pressure	500	Pa

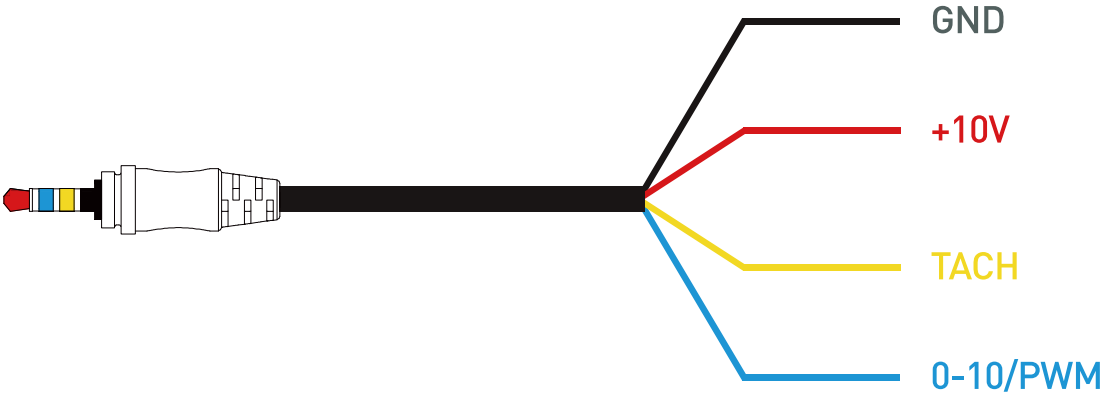


DIMENSION DRAWING

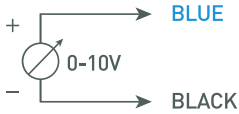


DIY 4-PINS CONTROL

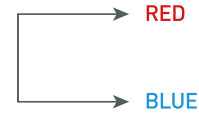
EC fan with Multiple Speed Control Signals is packed with a DIY 4 pins connection cable, please refer to the diagram below.



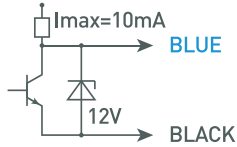
Speed Control via 0-10V



Max.Speed



Speed Control via PWM



Speed Control via POT



ACCESSORIES

■ Smart EC fan controller pro



■ Temperature controller




■ Wall mounted controller



■ Wireless remote with receiver



■ Wall mounted controller (US)



■ Varibale speed controller



■ Extension Control cable



■ DIY Speed Control Cable



■ 3 Pins Controller Adaptor

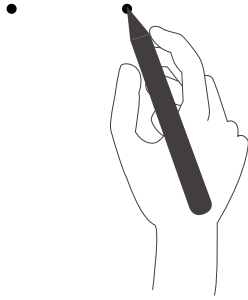


■ RJ45 Controller Adaptor



WALL MOUNTED INSTALLATION

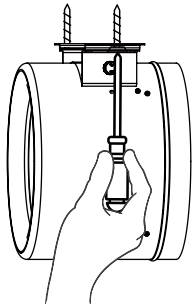
1. Mark the screw position on the wall



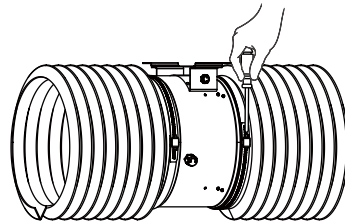
2. Punch holes in the wall



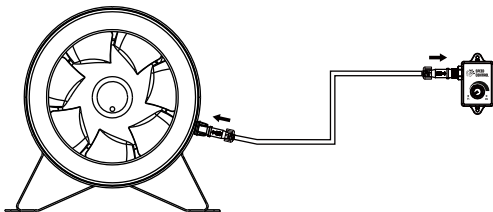
3. Screw the fan onto the wall



4. Connect the ducts on two sides with clamps



5. Connect the speed control to the fan and make sure the connection is in place and fastened



6. Power up the fan

